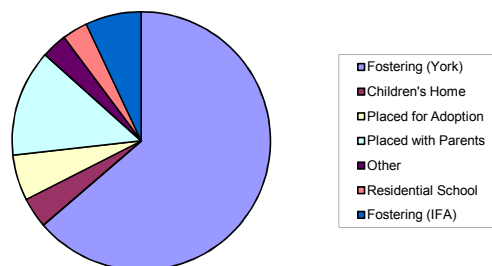


Children Looked After Costs & Numbers 2006/07 to 2010/11

2006/07

Types of Placements	Number	%	Budget	Actual	Actual Per Child
Fostering (York)	100				
Children's Home	6				
Placed for Adoption	9				
Placed with Parents	21				
Other	5				
Total LAC (York)	141	90%	1,200,490	2,165,476	15,358
Residential School	5	3%	369,340	327,051	65,410
Fostering (IFA)	11	7%	402,950	506,188	46,017
Total	157		1,972,780	2,998,715	19,100

2006/07 Placement Analysis - By Number



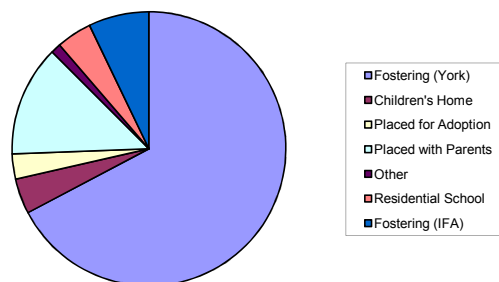
Needs & Trends

Action

2007/08

Types of Placements	Number	%	Budget	Actual	Actual Per Child
Fostering (York)	113				
Children's Home	7				
Placed for Adoption	5				
Placed with Parents	22				
Other	2				
Total LAC	149	89%	2,342,450	2,406,679	16,152
Residential School	7	4%	334,860	371,006	53,001
Fostering (IFA)	12	7%	405,820	568,057	47,338
Total	168		3,083,130	3,345,742	19,915

2007/08 Placement Analysis - By Number



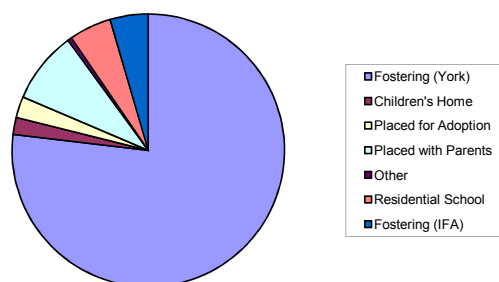
Needs & Trends

Action

2008/09

Types of Placements	Number	%	Budget	Actual	Actual Per Child
Fostering (York)	153				
Children's Home	4				
Placed for Adoption	5				
Placed with Parents	17				
Other	1				
Total LAC	180	90%	2,556,310	2,883,601	16,020
Residential School	10	5%	358,400	490,010	49,001
Fostering (IFA)	9	5%	553,310	460,071	51,119
Total	199		3,468,020	3,833,682	19,265

2008/09 Placement Analysis - By Number



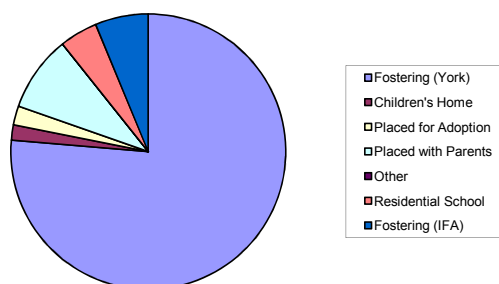
Needs & Trends

Action

2009/10 Estimate

Types of Placements	Number	%	Budget	Outturn	Outturn Per Child
Fostering (York)	171				
Children's Home	4				
Placed for Adoption	5				
Placed with Parents	20				
Other	0				
Total LAC	200	89%	2,523,714	3,229,458	16,147
Residential School	10	4%	395,250	520,847	52,085
Fostering (IFA)	14	6%	567,140	691,000	49,357
Total	224		3,486,104	4,441,305	19,827

2009/10 Placement Analysis - By Number



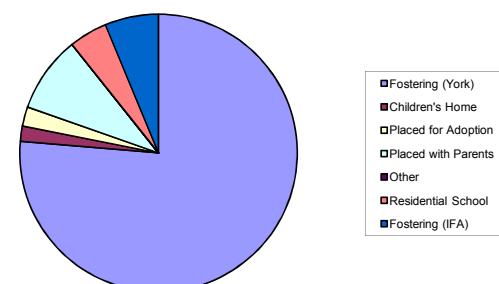
Needs & Trends

Action

2010/11 Estimate

Types of Placements	Number	%	Budget	Outturn	Outturn Per Child
Fostering (York)	175				
Children's Home	4				
Placed for Adoption	5				
Placed with Parents	20				
Other	0				
Total LAC	204	87%	2,574,200	3,294,000	16,147
Residential School	10	4%	403,155	521,000	52,100
Fostering (IFA)	20	9%	578,480	987,000	49,350
Total	234		3,555,835	4,802,000	20,521

2009/10 Placement Analysis - By Number



Needs & Trends

Action