

Headlines	
Good performance or trends	Areas of concern or in need of improvement
2012/13 Year End	2012/13 Year End
<p>Improved Community Infrastructure:</p> <ul style="list-style-type: none"> - The % of homes built on previously developed sites has increased. - The Local Plan Preferred Options Draft has been produced to address housing need in the city. Plans coming forward for 4000 new homes in the city. Oliver House being redeveloped with CVS as Autism / Social Care Hub. - Community groups encouraged to use schools after hours. Community use agreements in place in 7 schools. <p>Communities where young people flourish:</p> <ul style="list-style-type: none"> - The number of views on the YorOK website Shine page has increased (over 25,000). <p>Safer Inclusive Communities:</p> <ul style="list-style-type: none"> - Crime is continuing to reduce and is 12% lower than last year. 	<p>Improved community infrastructure:</p> <ul style="list-style-type: none"> -The number of new affordable homes has just missed target due to delayed Hungate development. <p>Healthy Sustainable Communities:</p> <ul style="list-style-type: none"> - The number in temporary accommodation has risen in line with the significant increase in homelessness and numbers in temporary accommodation nationally. - Current tenant rent arrears and the percentage of tenants evicted due to arrears have been increasing, but this is expected due to challenges around welfare reform. -The number of visitors to libraries is 3% down on the same period last year. <p>Communities where young people flourish</p> <ul style="list-style-type: none"> -There has been a positive reduction in the difference in % points between pupils eligible for FSM and those who are not, achieving level 4 in English and Maths and those achieving %+A*-C (incl E&M) at KS4, although both have missed target.

Improved community infrastructure

Summary progress related to this theme:

Building on our established partnerships with Registered Providers active in the district and including the Council's own high quality new build at Archer Close, the number of new affordable homes completed in tough conditions during 2012-13 in the City was 115, exceeding the previous in year forecast of 102 completions. The target of 126 has not been met due to the delayed Hungate development – no completions are now expected on this site in this financial year, however work continues to move this and other sites in the present challenging market conditions.

The council provided incentives to households to 'downsize' and free up larger affordable homes, and agreed a package of incentives to Get York Building to encourage new development. This year the council expects almost 100 new affordable homes to be completed and around 200 to start on site including up to 60 council homes.

Performance	09/10	10/11	11/12	12/13	Target	Trend
% of resident who feel satisfied with York as a place to live	87% (09/10 Talk About)			92%	Increase	Increase
% of resident who feel satisfied with their local area as a place to live	86% (09/10 Talk About)			91%	Increase	Increase
Net additional homes provided	507	514	321	295 (Apr-Sep) Year end fig N/A	635	
Number of new affordable homes delivered in York	130	282	151	115	126	Decrease
Number of non-decent council homes in York	236	0	27	36	0	Increase
% of new homes built on previously developed land	95.90%	86.90%	68.60%	73%	65%	Increase
Customer satisfaction that the quality of streets/public places is improving				63%	Increase	N/A
Customer satisfaction on how we work to improve green spaces				60%	Increase	N/A

Community Cohesion / Engagement

Summary progress related to this theme:

A new approach to **Neighbourhood Working** has been developed and will come into effect June 2013. Work towards the development of this new model includes:

- Successful procurement of Your Consortium to administer voluntary sector funding
- Implementation of new arrangements for ward funding
- Introduction of Community Contracts • Implementation of informal Resident Forums
- Provision of a range of leadership training opportunities for members
- £1m lottery “big local” funding for Tang Hall
- Doubled the number of residents involved in the Estate Improvement Grant process
- **Tenant Scrutiny Panel** established to provide challenge through scrutiny of Housing's landlord services.

Performance	09/10	10/11	11/12	12/13	Target	Trend
% of residents that agree that York is a place where people from different backgrounds get on well together	79.4% (08/09 Place Survey)			73%	Increase from 2008/09 baseline	Decrease
% of residents who feel its important for them to feel part of their local community				70%	No target - context setting	N/A
% of residents that feel strongly that they belong to their local community	55.1% (08/09 Place Survey)			55%	Increase from 2008/09 baseline	Stable
Number of people participating in Ward Committee decision	3497	3085	1898	N/A	No Target	N/A
% of CYC residents stating it's important residents can influence decisions in their local area				75%	No target - context setting	N/A
% of CYC who agree residents can influence decisions	31.7% (08/09 Place Survey)			29%	Increase from 2008/09 baseline	Stable
Tenants' satisfaction with council as a landlord	89%	86%	88.5%	88%	92%	Stable
Tenants' satisfaction with Landlord listening to their views and acting upon them (wording prior to 11/12 was "satisfaction that their views are taken into account")	72%	67%	65.2%	N/A	73%	N/A

Healthy Sustainable Communities

The **Health and Wellbeing Strategy** which sets out the priorities and actions for improving the population's health and wellbeing for the next three years has now been signed off. Attention is now being turned to the delivery of the strategy through the four strategic partnerships beneath the health and wellbeing board. One of these partnerships, the new Older People and People with Long Term Conditions Partnership, met for the first time on 25th April. We are also working on how we can make the strategy more accessible to the workforce and our stakeholders.

The **Active York Strategy** has now been signed off by the Active York board members at the April partnership meeting. The action plans outline the councils commitment to the strategy and a partnership delivery agreement will be signed by each of the board partners in due course. Funding of £252,705 from the National Lottery (Sport England's "Inclusive Sport Fund") has been secured by the Sport and active leisure team to maintain provision of sport and physical activity opportunities for disabled people and those with long term medical conditions in York and 2 new staff have been appointed. Further National Lottery funding (Sport England's "Sport Activation Fund") of just under quarter of a million pounds has also been secured by the team to resource staffing over the next three years to focus on delivering sport and physical activity opportunities for York residents.

The Alcohol Strategy and the Substance misuse strategy are in development, and public consultation on the Substance Misuse Strategy has been completed.

The number of homeless households living in temporary accommodation is stable at 99, but above last year's position and our ambitious target. The increase reflects national trends in the current challenging economic climate. A refresh of the Homeless Strategy is underway to tackle issues presented by homelessness and the No Second Night Out initiative is up and running with the primary accommodation providers (ArcLight, Peasholme and Howe Hill for YP) offering emergency beds to rough sleepers.

Rent arrears: Current tenant rent arrears and the % of tenants evicted due to arrears have been increasing, but this is expected due to challenges around welfare reform. Rent collection has been affected by staffing changes and work on the bedroom tax, and arrears levels were affected by the timing rent-free weeks.

Performance	09/10	10/11	11/12	12/13 Latest	Target	Trend
Number of homeless households in temporary accommodation	79	94	93	99	85	Increase
Number of homeless households with dependent children in temporary accommodation SNAPSHOT	39	51	53	47 (as at 30 March)	N/A	Decrease
Number of households for whom positive action has prevented homelessness	1076	631	993	746	696	Decrease
Number of 16-17 year olds accepted as homeless	31	40	20	2	20	Decrease
Number on housing waiting list - from July 11, the number on North Yorkshire Home Choice who are registered with CYC (active applicants)	3060	3308	3972 (definition changed)	4692	N/A	Increase
Current council tenant arrears as % of annual rent due	1.80%	1.63%	1.55%	1.62%	1.28%	Increase
% of rent collected (including current arrears brought forward)	97.41%	97.77%	98.00%	97.90%	99.05%	Stable
% of CYC residents who think they are healthy	78.7% (08/09 Place Survey)			87%	Increase from 2008/09 baseline	Increase
Visits to swimming and sport centres	783,482	798,536	796,491	799,948	No Target	Stable
Adult participation in sport (3 x 30 mins a week)	23%	23%	24.7%	N/A	25.5%	N/A
Visits to libraries	790,937	940,251	1,009,048	976,634	No Target	Decrease
Number of visitors to York Museums Trust attractions (wording prior to 11/12 was "Visits to galleries and museums")	464,495	641,160	659,918	564,122	No Target	Decrease

Strong voluntary sector

Summary progress related to this theme:

The Director of Adults, Children & Education, on behalf of the Council, signed up to the **York Charter for Volunteering** in June 2012. The Charter is a framework for assessing and developing high quality volunteering programmes in the city. There are eight principles in the Charter and the council has carried out a self-assessment scoping exercise to see how well the Council addresses the eight key principles. The findings were generally positive and the next step is for the authority is to sign up to the York Charter for Volunteering Self-Assessment Toolkit to recognise formally our progress and gain access to resources that support our volunteer managers and volunteers.

The Voluntary Sector Strategy, driven by CVS, has slipped to allow more time for consultation and voluntary sector involvement. The strategy is expected to be considered by Cabinet in July 2013.

Volunteering Strategy: In January 2011 Corporate Management Team approved a Council Volunteering Strategy. It outlined how the Council could improve its policies in order to manage volunteers more effectively and described the Council's aspiration to encourage staff to volunteer. The strategy will be refreshed in 2013/14.

Performance	09/10	10/11	11/12	12/13 Latest	Target	Trend
Proportion of York residents who give unpaid help at least once a month	23% (08/09 Place Survey)	N/A	N/A	26%	N/A	Increase

Communities where young people flourish

Summary progress related to this theme:

Taking Play Forward Policy: has been refreshed for 2013-2016.

Youth Sector Partnership: Youth Support Services were awarded one of 12 Youth Innovation Zone (YIZ) grants to establish a new Youth Sector Partnership in the City.

Shine: The first Lord Mayor's Shine Awards was held to celebrate the contribution children and young people have made to the city. The number of views to the YorOk website Shine page has increased and this figure is expected to rise next year due to the launch of the YorZone website in March/April 2013 which targets children aged 11 years and over. This new website will carry most of the Shine section. The number of places available through Shine and the number of Shine activities appear to have decreased, however, there were no hard copies of the Shine newspaper during December and February and providers of activities were responsible for their own marketing through the website but did not monitor the number of places available and the number of activities, therefore the numbers reflect the position (Dec 2012/13 - Q3).

Performance	09/10	10/11	11/12	12/13 Latest	Target	Trend
Number of views to YorOk website Shine page	N/A	19,280	23,012	25,455	N/A	Increase
Number of places available through Shine	N/A	N/A	53616 (49,458 at Q3)	50340 (Q3)	N/A	Increase
Number of Shine activities	N/A	N/A	484 (383 at Q3)	398 (Q3)	N/A	Increase
Number of new cultural providers registered on the YorOK website		165	99 (62 at Q3)	66 (Q3)	100	Increase
Difference in % points between pupils eligible for free school meals (FSM) and those who are not, achieving Level 4 in E&M at KS2 (relates to prev academic year to financial year shown)	35.2%	22.0%	32.0%	27%	24%	Decrease
Difference in % points between pupils eligible for FSM and those who are not, achieving 5+A*-C (Inc E&M) at KS4 (relates to prev academic year to financial year shown)	34.2%	42.0%	33.0%	29%	25%	Decrease

For a full list of indicators related to narrowing the gap in achievement between children from all socio-economic backgrounds please see the Schools service scorecard and Child Poverty scorecard

Safer Inclusive communities

Summary progress related to this theme:

A Fairer York the single equality scheme has been launched. A draft **Gypsy and Traveller Strategy** has been developed and is to be presented to Cabinet for approval June 2013

Crime: First **Annual Crime Summit** held in 2012, second one was held in April 2013. Total crime in York dropped by 12.1% compared to 2011-12.

York is currently retaining its own Community Safety Partnership (CSP) until the county structure is in place. The York Police and Crime Commissioner is currently waiting to see whether it will receive funding from the PCC.

Hate Crime Strategy has been refreshed along with the Community Safety Plan.

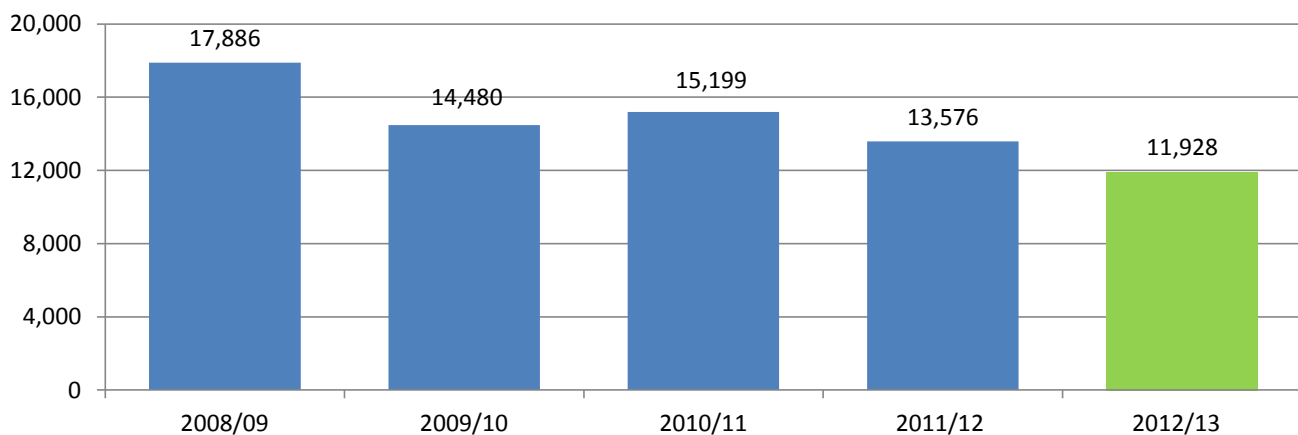
Community Payback - CYC managing Community Payback to make those responsible for vandalism repair damage. Monthly meeting of relevant agencies to coordinate work effectively.

Anti Social Behaviour - ASB meeting structures revised to bring all meetings in to one MAPS (Multi-agency Problem Solving) structure incorporating all partners. In 2012-13 there were 2169 fewer calls for service for ASB equating to a 17% reduction.

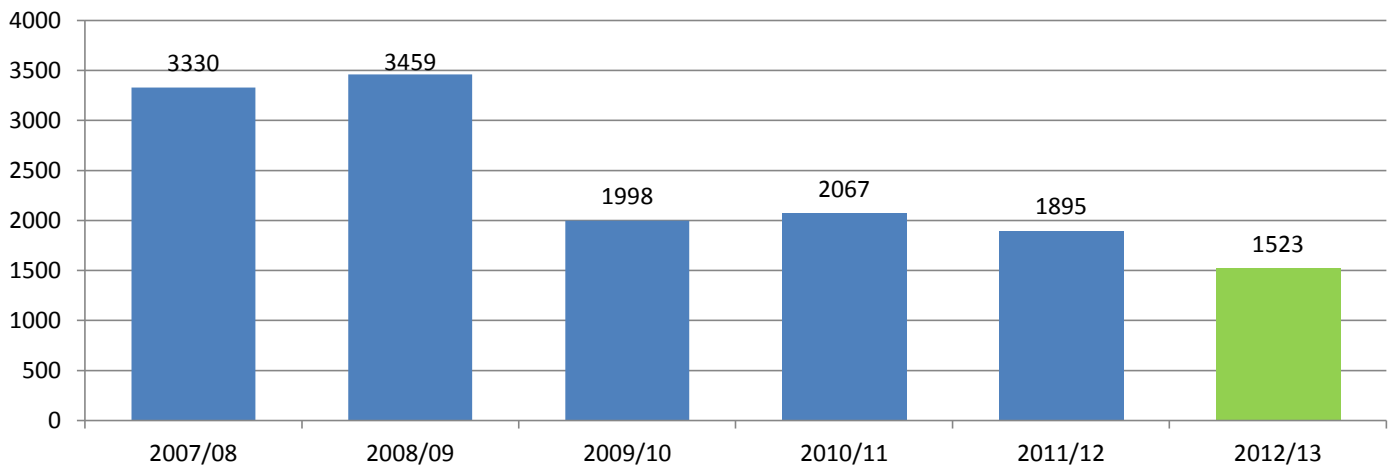
Performance	09/10	10/11	11/12	12/13 Latest	Target	Trend
Percentage of residents who agree York is a safe city in which to live	75%	N/A	N/A	74.4%	No Target	Stable
Percentage of residents who agree their local area is a safe place to live	75% (09/10 Talk About)	N/A	N/A	78.50%	No Target	Increase
% of CYC residents that think CYC/partners are doing well at reducing crime and anti social behaviour (This question was worded differently in the Place Survey)	29.2% (08/09 Place Survey)	N/A	N/A	56%	No target - context setting	Increase
% if CYC residents think CYC/partners are working well to make communities safer	N/A	N/A	N/A	54%	No target	N/A
			Forecast for whole year based on latest data			
All Crime (from IQUANTA)	14,480	15,199	13,576	11,928	13,937	Decrease
Criminal ASB recorded	13,012	12,927	12,550	10,381	12,524	Decrease
Environmental ASB recorded	3,291	3,227	3,574	3,511	3,168	Decrease
All violent crime	2,712	2,831	2,443	2,254	2,610	Decrease
Hate crime	169	152	106	95	169	Decrease
Community of Identity Plans completed					8	N/A
Average days taken to remove obscene graffiti	0.70	0.98	0.97	0.78	2 days	Decrease
Average days taken to remove non-obscene graffiti	0.74	1.94	1.04	1.19	4 days	Increase
Average number of days taken to repair a street lighting fault. (SLA = 2 days)	0.26	0.16	0.49	0.42	2 days	Decrease
Streetlamps not working as planned	1.06%	0.83%	0.89%	0.77%	1%	Decrease

For a full list of indicators related to safer communities please see the Community Safety service scorecard

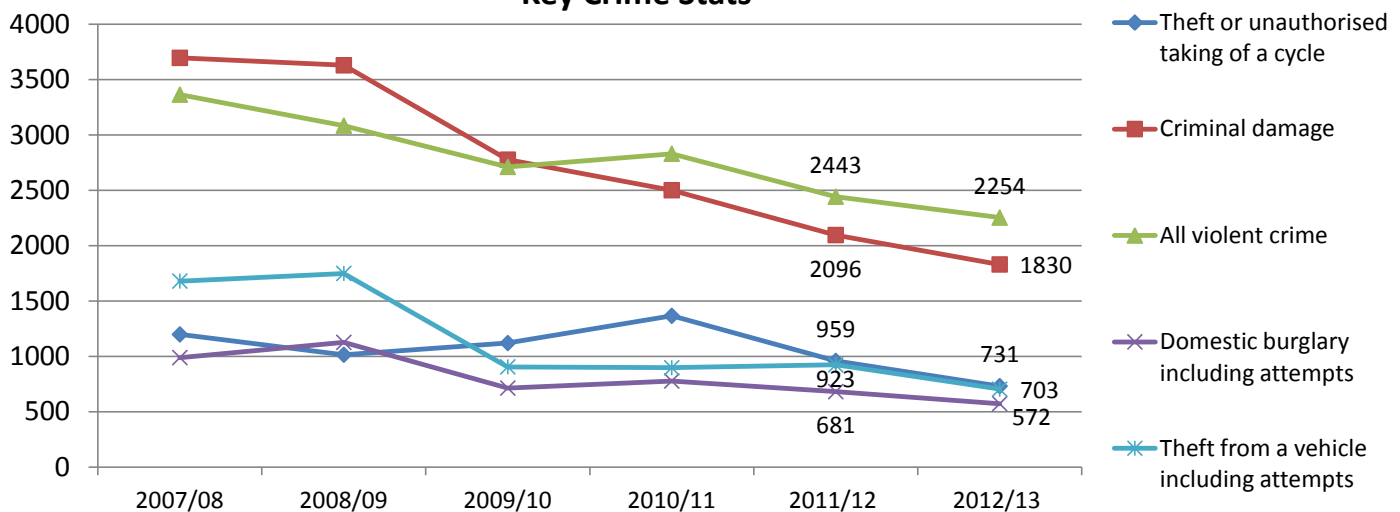
Total crimes in York (from IQUANTA)



Serious acquisitive crime



Key Crime Stats



Key Areas of Focus

- Increase level of community leadership, engagement and involvement
- Communities will increasingly shape and deliver services
- A strong voluntary sector with more volunteering opportunities
- We will establish an appropriate infrastructure including housing, leisure, schools and businesses, supporting opportunities for capacity building, work and enterprise
- Through leisure facilities procurement, we will create a mix of modern leisure facilities that meet customer expectation and are commercially sustainable.
- Increase Housing provision and make best use of existing stock
- Empowering young people to get actively involved
- Support Young People to be Healthy and Active
- Committed to fairness and equality in everything we do
- Work in partnership to make the City feel safer
- Work to support a Safer Evening Economy
- Zero tolerance for those who seek to exploit our residents
- Tackle health inequality, increase life expectancy, live a life free of disability
- Maximise potential of a Health and Wellbeing Workforce across the Council, partners, business and voluntary sector
- Increase the network of community wellbeing opportunities
- Support harm prevention

Key Contact: Sharon Brown (4362), Performance and Service Improvement Manager