

Fulford Explore Gateway Library Pen Portrait

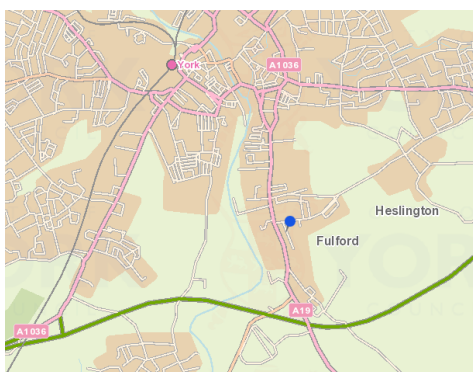
The Building

Fulford Library is housed within St Oswald's school, where it moved in 2005. The land and building is owned by CYC but operated by Sewells as part of a PFI agreement with CYC. The library has an arrangement with Sewells which covers the number of hours the library can be open. The library is relatively small. A 2013 condition survey found that building maintenance costs over 20 years would be £47,515.

Both parking and public transport is good, and the accessibility of the building in terms of level access etc. is good. Fulford Library is open 11.5 hours per week which makes it the least frequently open of all Explore's Libraries. It is a short distance from the main shops in Fulford.



Community Assets



Fulford library offers a range of activities within the main body of the library and can run events outside of opening hours if the full space is required with agreement from Sewells, who manage the PFI. There may be an additional cost for this. The library helps to combat social isolation through a varied programme including reading groups, storytimes, community stitching and more. Regular children's activities such as the summer reading challenge contribute towards children's literacy, and there are computer workshops for beginners addressing adult digital literacy too alongside free PCs and wifi.

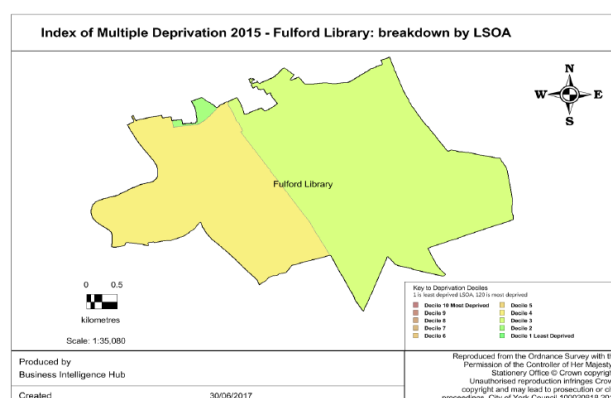
Fulford Library aims to strengthen community resilience through a volunteering programme, which is not one of the most successful in the service but still gets approximately 9 volunteer hours per week. There is no Friends Group at Fulford Library, but this may follow should the volunteers wish to extend their support of the library.

Being located within a school, the library hosts a lot of visits from classes within the school, and also has good links with Lord Deramore's which is 1.5 miles away.

While there are other services in Fulford engaging residents in events, these tend to be aimed at a general audience, rather than addressing specific needs such as public health or digital engagement. Fulford Social Hall is nearby, and is a community venue run by the parish council. Fulford community sports club is home to multiple local sports clubs. The nearest church, St Oswalds, has a cafe open three days per week, and runs some groups and events.

Population profile

The Fulford & Heslington ward is one of York's less deprived wards, according to the Index of Multiple Deprivation 2015. This is reflected in a range of measures including child poverty, anti-social behaviour, the number of adults with no qualifications and premature mortality all of which are more positive in this ward than in York as a whole. As one would expect from the proximity to the university, education is the sector employing the largest proportion of residents. Surprisingly, given the prosperity of the area, CYC's analysis indicates that library users in this



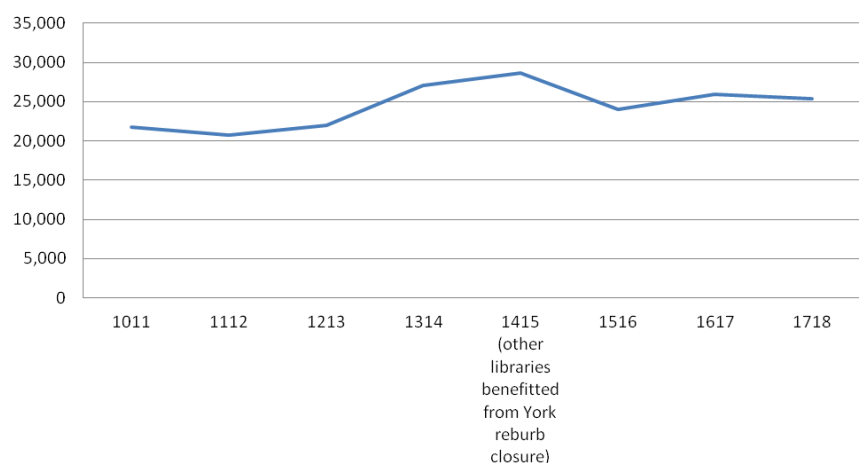
area are relatively less likely to have home internet access than in most parts of York due to having a large amount of “transient renters”.

Fulford & Heslington is one of the most ethnically diverse wards in York. After the 75% ‘White British’ residents, the next largest group is Asian or Asian British at 13.4%. This diversity may be due to the barracks in the ward, and the number of students and university staff housed in this area. The age profile is similar to York as a whole, with 20 – 24 year olds being the single biggest group at 9.6% of the population.

Community cohesion appears to be good, with 82% residents feeling that they “belong to their local area” and 92% satisfied with “their local area as a place to live” in a CYC residents’ survey.

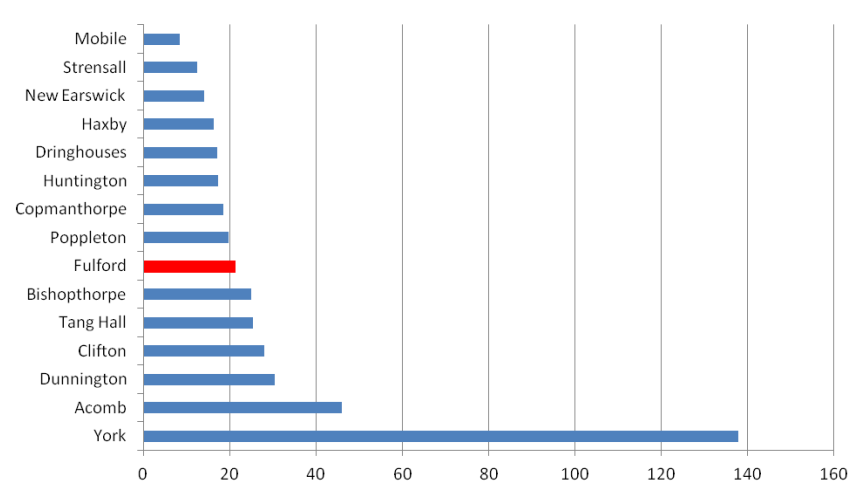
Current Usage

Physical Visits to Fulford Library over time



Visits including Reading Cafes		1718
1	York	426440
2	Acomb	109785
3	Rowntree Park	93253
4	Tang Hall	55352
5	Homestead Park	42693
6	Clifton	40212
7	Bishopthorpe	28397
8	Huntington	25734
9	Haxby	25337
10	Fulford	25322
11	New Earswick	24544
12	Copmanthorpe	23164
13	Poppleton	23137
14	Dringhouses	22924
15	Dunnington	20404
16	Mobile	14091
17	Strensall	13129
18	Sycamore House	255

Library visits per opening hour during half terms



(Used half term figures to exclude anomalies caused by classroom use of libraries at New Earswick and Fulford)

The user profile of Fulford Library is fairly untypical of Explore libraries. It is the only one which does not have a disproportionately large number of retired customers. Of all Explore's libraries, it has the largest proportion of student customers at 7% of users, and perhaps as a result, one of the least long-term user-bases of all Explore's libraries (45% of users have been using this library for under 3 years). It also has the highest proportion of employed users, in spite of having no evening opening. It is similar to other libraries in having more female users (79% of users, 53% of population), but to a much greater extent than we see elsewhere.